

Trinity College Jalandhar
Alumni Feedback Analysis and Action Taken Report
2022-23

Alumni is the backbone of any institution. Their life status and contribution to the society is a true reflection of the training process being followed at the institution. We organize alumni meets on regular intervals. During session 2022-23, College has strong bond with it alumni. College collects feedback from alumni on regular interval. During the session 2022-23, alumni meet was organised in college campus on 14 May 2023. During this meet, formal feedback was collected from the them where all the alumni expressed their positive views about the college. They all felt proud to be part of the institution and acknowledge all the efforts made to grow their personalities and professional skills. The alma expressed their satisfaction on the quality of the infrastructure, faculty, library and other educational resources. They feel highly attached to the institution by virtue of its values including, morning prayer, student care, discipline and conducive environment for transforming students' personality. The few feedback suggestions that emerged as a result of the discussion, were as follows

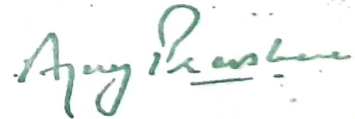
- To get Alumni association registered by the college.
- To invite them as resource person.
- To conduct Alumni Meet on regular intervals.

ACTION TAKEN REPORT

The feedback was discussed and analysed and the following action was taken

- The process has been initiated to get the Alumni Association Registered and it will work as NGO with name Buniyaad for social welfare of society and to promote education to under privileged section of society.
- Alumni showed extreme interest in supporting the college by delivering lectures, donating books and by initiating scholarships, therefore it was decided that every head of the department must contact these interested alumni to join hands with them for the growth of the institution.

IQAC



TRINITY COLLEGE JALANDHAR
CURRICULUM FEEDBACK REPORT

2022-23

Feedback is the core part of teaching learning process of any institution, IQAC collects feedback from every stakeholder, which is analysed collectively and all the suggestions are duly considered. College is affiliated to Guru Nanak University Amritsar and follows the curriculum authorized by GNDU, Amritsar. Regular feedback on curriculum is collected from students, parents, teachers and alumni. In session 2022-23, the feedback on curriculum was analysed and following facts were observed :

STUDENTS:

1. More than 80% students agreed that the curriculum covers appropriate topics of the programme assigned in the course.
2. About 67% students agreed that the curriculum is updated from time to time to meet the current needs of the market.
3. 51% students agreed that the curriculum is structured to encourage employability skills.

PARENTS:

1. More than 89% parents agreed that their ward is able to manage college studies.
2. Around 65% parents believe that the institute puts extra efforts for the holistic development of their ward.
3. More than 82% parents think that regular PTM helps parents to get timely evaluation of their ward

TEACHERS:

1. Almost 80% teachers agreed that the institution provides adequate resources for the completion of curriculum in time.
2. 61% think that the curriculum structure is relevant with the current market needs.
3. 73% believe that the curriculum is designed in a way that it gets completed on time.

EMPLOYERS:

1. About 51% of employers agreed that the curriculum encourages Personality Development Skills.
2. Around 65% think that the curriculum encourages good communication skills
3. 72% agreed that students become employable as per industry needs after the completion of course.

ALUMNI:

1. 27 % of the Alumni stated that the curriculum lacks practical application of the subject.
2. 35% graduates and 20% post graduates expressed that curriculum lacks job orientation

Action Taken:

The report has been discussed in academic council meeting time to time and following actions have been taken:

1. Focus on experiential learning has been made in teaching-learning process to enhance the conceptual knowledge.
2. College has added 9 more certificate/short term courses to supplement and enrich the syllabus.
3. Placement Cell has is providing special classes and sessions on developing soft skills among students.
4. To enrich curriculum, college has initiated local chapter of SWAYAM NPTEL.



IQAC



Principal

TRINITY COLLEGE, JALANDHAR
EMPLOYEE SATISFACTION SURVEY REPORT

2022-23

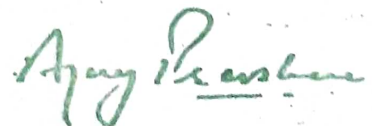

Employee Satisfaction relates to a strong sense of connection with the organization and passion for one's job. There is no doubt that job satisfaction is a standout amongst all the frames of mind. Bearing this driving factor in mind, an employee satisfaction survey had been conducted in the college by IQAC. The fundamental purpose of the survey was to understand and bolster all the motivating factors which drove the employees to work diligently and to take a shot at all those elements which made them feel dissatisfied and demotivated. The survey was conducted in all the departments and at all levels, where the employees were not only approached to fill the responses anonymously but were also asked to provide suggestions and feedback to incline Trinity College policy towards the welfare of all its employees. The faculty was asked to give feedback on academics and work ambience of the institution.

According to the survey held, 92% of the employees in the organization concurred that they were extremely satisfied with their current job profile and the sort of work they did and 19% of the employees unequivocally agreed with the equivalent. The survey says, that the employees were contented because of the roles and responsibilities that were comprehensibly communicated to them right at the time of their joining. Further, the faculty feels satisfied with regard to content of curriculum and the facilities being provided in the institution for teaching learning process. However, 56% faculty feels contents of curriculum must be updated time to time.

Action taken:

The analysis of the teachers' feedback reflects the adequacy and availability of teaching-learning facilities.

- Various suggestions related to the modifications in the curricular content are noted for Forwarding to the university through faculty members appointed as Board of Members by the University.
- The open house/zero hour was fixed to clarify all kind of grievances can be shared openly.



Trinity College Jalandhar
Employer's Feedback Analysis Report
2022-23

The main aim of any educational institution is to fine tune the students' skills and make them fit for the industry. The Trinity graduates are employed in diverged industry. Under Institution-Industry Integration programme, we take regular feedback from our industry partners, where our students are employed. The basic aim behind collecting feedback is to know the contribution of our students in their organization. Further this analysis is used for evaluating attainment of programme outcomes. Feedback of the employer will help in knowing about the level of attainment of learning outcomes. Pre designed feedback form was circulated to employers through our passed-out students. The analysis of feedback revealed that

66.7 % of employers have rated high their employee in terms of communication

83.3% find our students able to develop solutions to work place problems.

100% of seniors find our students good in working in a team

100% employers appreciated the creativity, ability of students to contribute to organization's objectives and the sense of responsibility amongst our students.

83% of employers would prefer to appoint more students from the institution and will recommend our institution to other for pursuing higher education.


Suggestions:

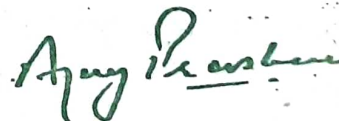
To ensure internships for students

To give practical exposures to the students

Action Taken Report

1. The concept of experiential learning has been involved in lesson plans
2. Industrialists were called for expert talks and workshops.


IQAC


Ajay K. Arora

Trinity College Jalandhar
Parents' Feedback Analysis Report

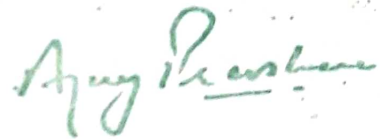
2022-23

Parents are one of the important stakeholders of any educational institution. Here in trinity, parents are well connected with the institution through parents-teachers association. To know their opinions and suggestions, feedback is collected by IQAC from parents on the day of PTM. During session 2022-23, PTM was held on 19 November 2022. Parents of the students has given their positive feedback about the college. Out of twenty-two feedback forms, all the parents appreciated the teaching. They have mentioned that teachers are cooperative and helpful. Most of them are satisfied with the performances of their wards. Parents of one student suggested that virtual teaching should be encouraged. Over all, they are satisfied from the institution and recommend to others for getting education in this college. They also mentioned that their wards are regularly in contact with their class teachers and mentors. Their feedback works as a motivation for the college to do more efforts for the good learning environment for the students.

Action Taken Report

Parents of one student suggested that virtual teaching should be encouraged. To implement the same, college has started online classes for the students on First, Third and Fourth Saturday.

 IQAC



Trinity College Jalandhar

Students Satisfaction Survey Report

2022-23

Fair feedback is key to excellence. With special reference to education, students' feedback is very important to ensure quality education. IQAC of the college has well-established feedback system to know students' experience related to teaching and learning at campus. Feedback system is accessible through user friendly software.


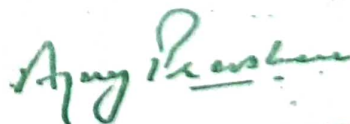
In session 2022-23, students were given tutorial class by head of the institution along with the system administrator to ensure that students give true, fair and unbiased feedback about the systems and procedures being followed in the institution. The feedback about curriculum and college was given by more than 150 students. The analysis of all the feedback forms shows that most of the students are either highly satisfied or satisfied with regard to course content, design of curriculum, guidance by teacher, relevance of content of curriculum and availability of infrastructure facilities.

However, few students were not satisfied with Canteen, Common room, drinking water facility and Auditorium. Apart from above feedback, the students were asked to give their feedback about teaching. The students rated their teachers on various parameters on the scale ranging from excellent to unsatisfactory.

Action Taken Report

The above analysis was presented to the management and the management discussed the feedback with each teacher individually. The general suggestions were put forward in academic council meeting for further action. Afterwards the following actions took place:

1. New Auditorium is under construction
2. Common room for girls have been shifted to ground floor
3. New watercoolers have been installed on 2nd and 3rd floor.

Trinity College, Jalandhar
Teacher Feed Back -2022-23

Sno	Name	Very Good	Good	Very Good + Good	Satisfactory	Poor	Satisfactory + Poor	No of Students
1	ANITA THAKUR	61.58	31.25	92.83	6.62	0.55	7.17	16
2	AKASHDEEP KAUR	47.43	43.01	90.44	8.82	0.74	9.56	16
3	WILLIAM	48.48	41.85	90.33	7.88	1.79	9.67	16
4	SIMPI	48.32	41.96	90.28	7.79	1.93	9.72	6
5	ASHOK KUMAR	52.53	37.72	90.25	7.61	2.15	9.76	53
6	DALJIT KAUR	51.76	38.49	90.25	7.90	1.85	9.75	20
7	SAMRITI JANGWAL	48.24	41.99	90.23	7.83	1.94	9.77	19
8	VISHAL KASHYAP	48.33	41.89	90.22	7.95	1.82	9.77	14
9	SURESH	48.14	42.06	90.20	7.90	1.90	9.80	13
10	VARSHA SHARMA	48.57	41.61	90.18	7.98	1.84	9.82	17
11	TANYA	48.40	41.74	90.14	8.02	1.85	9.87	23
12	RITU BALA	47.81	42.32	90.13	7.90	1.97	9.87	4
13	RAMAN KUMAR SHARMA	47.77	42.31	90.08	7.94	1.98	9.92	9
	PUNITA DUA	47.93	42.09	90.02	7.93	2.04	9.97	10
15	RAJINDER KAUR	47.88	42.14	90.02	7.98	2.00	9.98	15
16	PRABHJOT	48.05	41.86	89.91	8.02	2.07	10.09	53
17	NAVODITA	47.41	42.44	89.85	7.98	2.17	10.15	7
18	NEELAM	47.28	42.55	89.83	8.02	2.14	10.16	13
19	NAMRATA	47.32	42.44	89.76	8.05	2.19	10.24	40
20	PARMINDER KAUR	47.29	42.41	89.70	8.15	2.14	10.29	15
21	MANVEET KAUR	47.61	42.05	89.66	7.96	2.39	10.35	14
22	MINAKSHI SHARMA	47.39	42.25	89.64	8.02	2.34	10.36	10
23	NIDHI SHARMA	47.17	42.42	89.59	8.22	2.19	10.41	9
24	KIRTI SANKHYAN	47.94	41.63	89.57	7.93	2.50	10.43	5
25	KARITIKA	48.11	41.43	89.54	7.95	2.51	10.46	3
26	NEHA	46.98	42.53	89.51	8.27	2.22	10.49	28
27	KARANVIR	47.93	41.56	89.49	7.98	2.53	10.51	25
28	MALKIAT SINGH	46.98	42.46	89.44	8.13	2.43	10.56	33
29	DR. REKHA	50.43	38.95	89.38	7.95	2.66	10.61	24
30	FIRDOSE AHMAD PANDITH	48.10	41.21	89.31	7.88	2.82	10.70	46
31	JEENAT	48.11	41.15	89.26	8.02	2.72	10.74	17
32	DIMPAL	49.36	39.83	89.19	8.47	2.34	10.81	43
33	DR. SANGEETHA JOSE	48.95	40.18	89.13	8.41	2.46	10.87	31
34	JASWINDER KAUR	48.01	41.12	89.13	8.14	2.73	10.87	14
35	KAPIL JAIRATH	47.86	41.18	89.04	8.32	2.65	10.97	5
36	JESSY JULIAN	48.42	40.56	88.98	8.32	2.70	11.02	32
37	ELSEENA	48.72	40.25	88.97	8.12	2.91	11.03	10
38	JYOTI	47.74	41.21	88.95	8.37	2.67	11.04	24
39	JASKARAN KAUR	47.91	41.03	88.94	8.24	2.83	11.07	19
40	HARMANPREET KAUR	46.96	41.86	88.82	8.37	2.80	11.17	25
41	DR. PUJA GABA	50.37	38.44	88.81	8.45	2.74	11.19	1
42	DR. NEETU KHANNA	50.50	38.28	88.78	8.46	2.75	11.21	15
43	DR. SONIA RANI	47.74	40.88	88.62	8.37	3.01	11.38	34
44	DR. MONIKA DEVI	49.16	38.85	88.01	9.01	2.97	11.98	10
45	DR. AJAY PRASHAR	48.80	38.91	87.71	9.25	3.05	12.30	18
46	DR.INDERPREET KAUR	49.87	37.81	87.68	9.22	3.10	12.32	14

CURRICULUM

	Excellent	Good	Satisfactory	Unsatisf
Overall content design of curriculum	27	107	27	3
Relation of content of curriculum to industry requirement	22	97	40	5
Course plan is made available and course outcome and program outcome well communicated in advance	35	100	24	5
Use of audio visual aids/activity oriented methodology	26	93	35	10
Coverage of syllabus in class	53	83	21	7
Fairness in internal evaluation /House Examination/Class Assessment	42	85	29	8
Timely disclosure of result by college	31	93	35	5
Labs facility	57	68	26	13
Library facility	55	75	22	
Certificate Courses/Add On Courses/ Crash Courses/Bridge Courses offered by the college suppliment the curriculum	36	90	35	3
Personal Attention to Slow and Fast Learners	29	89	30	16
Total	413	980	324	87

INFRASTRUCTURE

	Excellent	Good	Satisfactory	Unsatisf
Classrooms	37	83	31	13
E-Library	30	90	29	15
Science Lab	17	87	42	18
Cosmetology Lab	47	78	27	2
Computer Lab	78	66	16	4
Auditorium	31	81	35	17
Common Room	14	90	35	25
Transport Facility	22	90	34	18
Canteen	19	46	43	56
Gymnasium	40	82	31	11

College Evaluation

Total Student Count

Playgrounds	36	77	34	17
Overall	33	90	27	14
Total	404	960	384	220

INSTITUTION

	Excellent	Good	Satisfactory	Unsatisf
Campus cleanliness	76	77	11	0
Drinking water	26	77	32	29
Parking	17	85	39	23
Office assistance	39	93	23	9
Discipline in college	55	70	32	7
Safety and Security in Campus	69	65	18	12
Total	282	467	155	80

CO-CURRICULAR & EXTRA

	Excellent	Good	Satisfactory	Unsatisf
Sports	50	80	24	10
Cultural	41	104	14	5
Departmental activities	44	89	23	8
NSS	34	88	28	14
NCC	38	93	20	13
Go Green	50	92	16	6
Red Ribbon Club	18	100	36	10
Entrepreneurship Development Cell	34	83	37	10
Institutional Innovation Council	26	101	28	9
Gender Equity Forum	48	82	23	11
Total	383	912	249	96

STUDENT SUPPORT CELLS

Excellent Good Satisfactory Unsatisf